





Home learning suggestions for the week beginning 18.05.20

<p>Golden 1</p> <p><b><u>(Reading/Phonics)</u></b></p> <p>Revision week!</p>	<p>Golden 2</p> <p><b><u>(Writing/Comprehension)</u></b></p> <p><b>Letters!</b></p> <p>LO: To be able to write a letter using the correct format.</p> <p>Writing skills to look at:</p> <ul style="list-style-type: none"> <li>• Punctuation (. , ?)</li> <li>• Capital letter at the beginning of sentence, days and proper names</li> <li>• Conjunctions (and, but, because)</li> </ul>	<p>Golden 3</p> <p><b><u>(Maths)</u></b></p> <p>Assessment week</p> <p>When you finish the “warming up”, ask your child to solve the worksheets independently. It is really important that your child complete the tasks independently, you can mark his/her work (don’t erase the mistakes) and tell him/her to check the wrong answers. I need to see what they find tricky.</p> <p>I will send the worksheet for your child through Dojo messages</p>	<p>Rainbow Learning (A different area of learning – PE, Science, Topic-based learning)</p>
<p><b>Monday 18<sup>th</sup> May</b></p>			
<p>Share the book of the week</p> <p>“The making of Milton”</p> <p>+</p> <p>Phonics</p> <p>Revision: Phonics screening 1</p>	<p>Show to your child the letter attached at the end of this document. Read it and discuss with him/her what it is.</p> <p>Is it a letter?</p> <p>How do you know it is a letter?</p>	<p><b>Addition</b></p> <p><b>+1, +2, +5 and +10</b></p> <p>Warming up!</p> <p>Ask your child to count 1-50, shouting, whispering, jumping... Then ask him/her what is one more than a given number.</p>	<p><b>History</b></p> <p><b>Elisabeth I</b></p> 





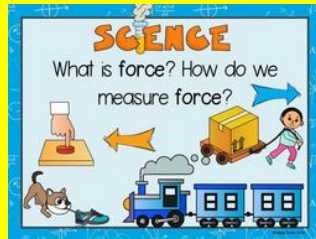
**Home learning suggestions for the week beginning 18.05.20**

	<p>Who is writing the letter? Whereabouts in the letter you can find that information? Who I am writing to? What is the letter about? Plan a reply for the letter (who are you going to be writing to, why are you writing) for next the writing.</p>	<p>Do the same but counting in 2s, Can you count in 2s starting from ... up to 50? What is 2s more than ...? Then do the same but counting in 5s, Can you count in 5s up to 100? What is 5 more than ...? And finally repeat the process with +10  Worksheet</p>	<p><a href="https://www.bbc.co.uk/bitesize/tags/zjqqp3/year-1-and-p2-lessons/1">https://www.bbc.co.uk/bitesize/tags/zjqqp3/year-1-and-p2-lessons/1</a></p>
<p><b>Tuesday 19<sup>th</sup> May</b></p>			<p><b>Geography</b> <b>Introduction to Oceania</b></p>  <p><a href="https://www.bbc.co.uk/bitesize/tags/zjqqp3/year-1-and-p2-lessons/1">https://www.bbc.co.uk/bitesize/tags/zjqqp3/year-1-and-p2-lessons/1</a></p>
<p>Share the book of the week “The making of Milton”  + Phonics Revision: Phonics screening 2</p>	<p>Write a letter, Using the planing for the previous (reply the letter)</p> <div style="border: 1px solid black; padding: 5px; margin: 10px auto; width: fit-content;"> <p>Tuesday 19<sup>th</sup> May</p> <p>Dear .....</p> <p>_____</p> <p>_____</p> <p>_____</p> <p>Kind regards/ love ...</p> </div>	<p style="text-align: center;"><b>Subtraction</b> <b>-1, -2, -5 and -10</b></p> <p style="text-align: center;">Before doing the activity, Warming up!</p> <p style="text-align: center;">Count backward in 1s, 2s, 5s and 10s. Ask questions like what one less, 5 less or 10 less than...?</p> <p style="text-align: center;">Can you count backwards from ... counting in 2s?</p> <p style="text-align: center;">They need to understand that when they see -1, -5, -2, -10 in number sentences is like counting backwards from a given number.</p> <p style="text-align: center;">Worksheet</p>	



## Home learning suggestions for the week beginning 18.05.20

### Wednesday 20<sup>th</sup> May

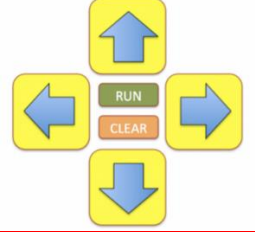
<p>Share the book of the week</p> <p style="text-align: center;">“The making of Milton”</p> <p style="text-align: center;">+</p> <p style="text-align: center;">Phonics</p> <p>Revision: Phonics Screening List 1</p>	<p>Pick a character from the bottom of the table and write a letter to them asking for something. Before writing it, rehearse it (Dear..., comma, ..... full stop, question mark..., love... comma.)</p> <p>E.i:</p> <p>Dear Little Red Riding Hood,</p> <p>I love you story and I think you are so brave. I am glad your grandma is fine and the big bad wolf run away.</p> <p>Why you did not litsten to your mum? Do you want to come to my party?</p> <p>Love from,</p> <p>.....</p>	<p style="text-align: center;"><b>Missing numbers</b></p> <p style="text-align: center;">I can solve some missing number problems.</p> <p>Warming up! Practise before doing the activity. Ask your child to draw a part-part-whole model to help him/her to find the missing number.</p> <p style="text-align: center;">See example:</p> <div style="display: flex; justify-content: space-around; align-items: center;">   </div>	<p style="text-align: center;"><b>Science</b></p> <p style="text-align: center;"><b>Basic Forces</b></p> <div style="text-align: center;">  </div> <p style="text-align: center;"> <a href="https://www.bbc.co.uk/bitesize/tags/zipqqp3/year-1-and-p2-lessons/1">https://www.bbc.co.uk/bitesize/tags/zipqqp3/year-1-and-p2-lessons/1</a> </p>
---	--	--	--

### Thursday 21<sup>st</sup> May

<p>Share the book of the week</p> <p style="text-align: center;">“The making of Milton”</p> <p style="text-align: center;">+</p> <p style="text-align: center;">Phonics</p>	<p>Pick up a friend to write a letter to.</p> <p>Discuss with your child who is he/she going to write to and why. Rehearse it a few times before starting to writing.</p>	<p style="text-align: center;"><b>Place Value and comparing numbers and number sentences</b></p> <p style="text-align: center;">Warming up:</p>	<p style="text-align: center;"><b>Computing</b></p> <p style="text-align: center;"><b>How programming and games work</b></p>
---	---	---	--



**Home learning suggestions for the week beginning 18.05.20**

<p>Revision: Phonics Screening List 2</p>		<p>Show your child the numbers following numbers 13 48 27 18 31 36 14 23) and ask them questions like:</p> <p>How many tens are in 36? If I take away one ten from it, what number would I have? Which numbers have two tens? Which numbers have three ones? Which numbers are greater than 22 but smaller than 45? What number is this: three tens and one one?</p> <p>Worksheet</p>	 <p><a href="https://www.bbc.co.uk/bitesize/tags/zjpqqp3/year-1-and-p2-lessons/1">https://www.bbc.co.uk/bitesize/tags/zjpqqp3/year-1-and-p2-lessons/1</a></p>
<p><b>Friday 22<sup>nd</sup> May</b></p>			<p><b>Music</b></p> <p><b>Found Sounds</b></p> <p><a href="https://www.bbc.co.uk/bitesize/tags/zjpqqp3/year-1-and-p2-lessons/1">https://www.bbc.co.uk/bitesize/tags/zjpqqp3/year-1-and-p2-lessons/1</a></p>
<p>Share the book of the week “The making of Milton” + Phonics Revision: Phonics Screening List 3 <a href="https://spellingframe.co.uk/spelling-rule/1/Year-1">https://spellingframe.co.uk/spelling-rule/1/Year-1</a></p>	<p><b>Big Write</b></p> <p>Write a letter to Srta Maria or Mr Raymond.</p> <p>Before you start writing, rehearse it a few times and when your child is confident about what he/she wants to say, then let him/her have a go writing it independently.</p>	<p><b>Solving problems.</b></p> <p>Let your child have a go at reading the word problem independently at first. Then reread the problem to them. Encourage them to use the part-part-whole model.</p> <p>It could be very helpful for them!</p>	



## Home learning suggestions for the week beginning 18.05.20

Royal Palace  
Tall hill way  
Happy ever after land

Monday 18<sup>th</sup> May

Dear Snow White,

How are you? I hope you are living happily in the castle with your Prince.

I have a problem, and I need your help. Grumpy is more grumpy than ever. I cannot find his favourite mug. I think you washed up last time you were here.

We love him but we cannot live with him when he is in such horrible mood. Our lives would be easier if he could finally find his mug.

Do you know where we can find it or where we can get a new one?

We all miss you,

Love from

Happy



Home learning suggestions for the week beginning 18.05.20

Characters to write a letter to

